



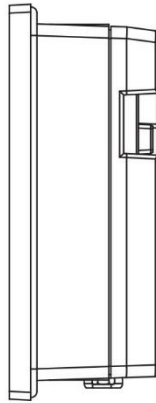
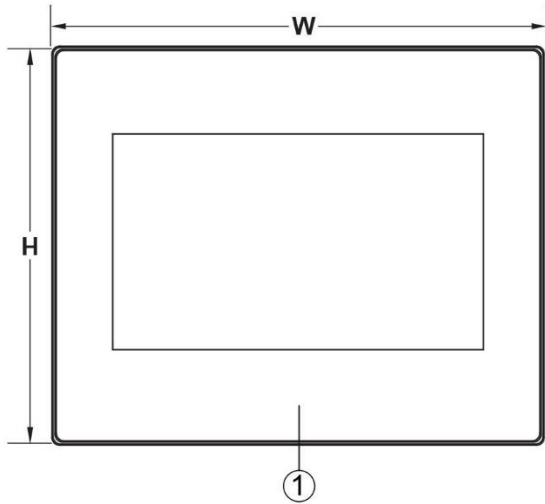
# P5043SA

HMI with 4.3" TFT LCD display

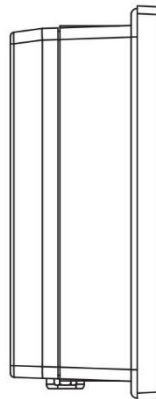
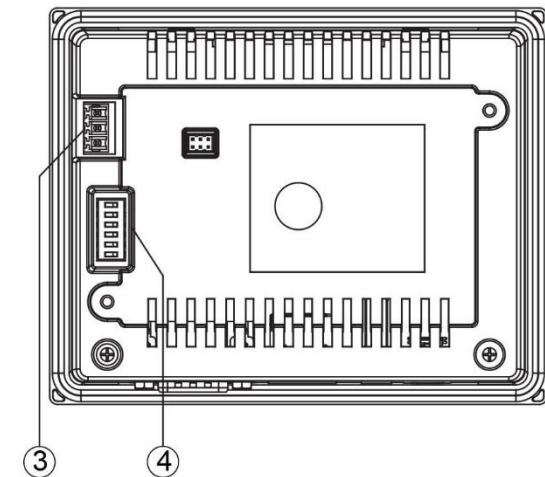
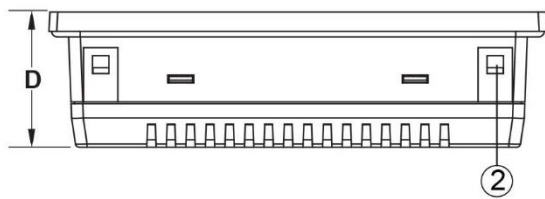
- ◇ Cortex 600 MHz Processor
- ◇ Built-in Power Isolation
- ◇ Built-in PLC Expansion function
- ◇ PCB coating for Stability in Harsh Environment
- ◇ Fan-less Design for Cooling Method
- ◇ High Noise Immunity Design for Industrial Application

Display	Panel Size	4.3" TFT (16:9)	I/O Port	Serial 1 (DB-9)	RS-232 (2W) RS-422/485 (4W) RS-485 (2W)	
	Panel Resolution	480 x 272		Serial 2 (Terminal Blocks)	–	
	Brightness	500 (cd/m <sup>2</sup> )		RS-422/485 Isolation	–	
	Contrast Ratio	500		Ethernet	–	
	Backlight Type	LED		USB HOST	USB2.0 x 1	
	Backlight Life Time	30,000 Hrs		USB Device	USB2.0 x 1(Mini-USB)	
	Colors	16.7M		Micro-SD Slot	–	
	LCD Viewing Angle	50/70/70/70 (T/B/L/R)		Audio Output	–	
Touch	Type	4-wire Resistive Type	I/O Extension	Video Input	–	
	Accuracy	X axis±2%; Y axis±2%		Termination Switch	Yes	
Memory	Flash	256MB		PLC Extension	Yes	
	RAM	128MB		HMI Extension	Yes	
System	CPU	32 bit RISC Cortex 600MHz		Wireless Module	Yes	
	RTC	Yes		Power Input Range	14 ~ 32VDC	
Dimension /Weight	Dimensions W x H x D	128.0 x 102.0 x36.4 (mm)		Power	Power Isolation	Yes
	Cut-out	118.5 x 92.5 (mm)			Isolation Resistance	Exceed 50MΩ at 500VDC
	Weight	215 (g)	Power Consumption		9.6W (@24VDC)	
Environment	Protection Structure	Front panel : IP65 / Rear Case : IP20				
	PCB Coating	Yes				
	Operating Temp	0~50°C				
	Storage Temp	-20 ~ 60°C				
	Relative Humidity	10%~90% (40°C Non-condensing)				
	Withstand Voltage	500VAC/20mA/1 Min. (between charger & FG terminals)				
	Vibration Endurance	5 to 9Hz Half-amplitude: 3.5mm ; 9 to 150 Hz Constant acceleration: 19.6m/s <sup>2</sup> (2G) ; 3 directions of X, Y, Z : 10times (IEC61131-2 complaints)				
Software	FvDesigner V1.5.64 or later versions					
Certification	CE , UL					

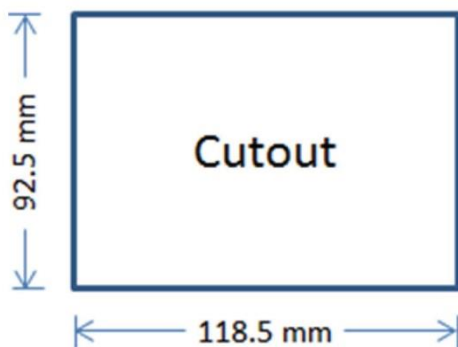
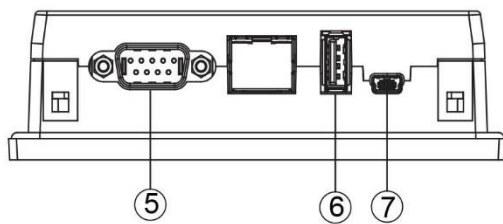
◆ Dimensions Drawing



W	128.0 mm
H	102.0 mm
D	36.4 mm



①	Power Indicator Light
②	Mounting Hole
③	Power Connector
④	COM2/COM3 Termination Switch
⑤	COM1/COM2/COM3: DB-9 Male Connector
⑥	USB Connector
⑦	Mini USB Connector



DB-9 Male Connector				
PIN#	COM1 [RS-232]	COM2 [RS-422]	COM2 [RS-485]	COM3 [RS-485]
1	-	TX+	DATA+	-
2	RX	-	-	-
3	TX	-	-	-
4	-	RX+	-	-
5	GND	GND	GND	GND
6	-	TX-	DATA-	-
7	-	-	-	DATA+
8	-	-	-	DATA-
9	-	RX-	-	-